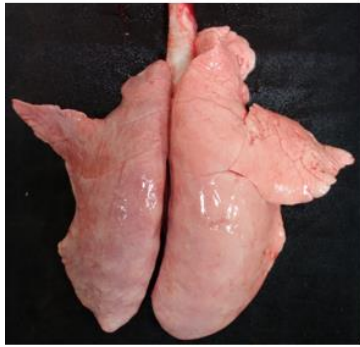


財團法人農業科技研究院 可移轉技術簡介

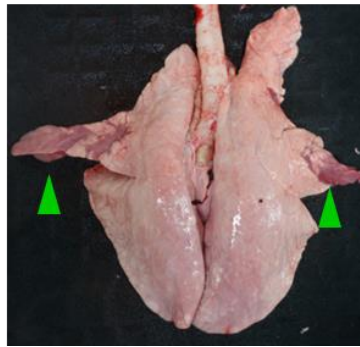
技術名稱 Technology Term	豬肺炎黴漿菌不活化疫苗
	<i>Mycoplasma hyopneumoniae</i> inactivated vaccine
技術發明人 Technology Representative	林俊宏、陳正文、王志鵬、張金淑、許瓊文、謝明偉
	Jiunn-Horng Lin, Zeng-Weng Chen, Jyh-Perng Wang, Chin-Shu Chang, Chiung-Wen Hsu, and Ming-Wei Hsieh
技術應用領域 Technology Field	動物疫苗
	Animal vaccine
技術簡介 Technology Description	<p>豬肺炎黴漿菌 (<i>Mycoplasma hyopneumoniae</i>, Mhp) 為豬隻呼吸道疾病常見之病原，豬隻感染後會引發豬黴漿菌性肺炎 [或稱豬地方性肺炎 (swine enzootic pneumonia, SEP)]。感染豬隻通常不會死亡，但會造成豬隻飼料換肉率降低、生長遲滯及造成免疫抑制作用。透過疫苗施打可有效控制與預防此疾病之發生。農科院動物疫苗研究團隊成功改良豬肺炎黴漿菌培養技術，大幅縮短豬肺炎黴漿菌培養時間與提升菌體密度，可減少疫苗生產成本。經動物試驗證實，豬肺炎黴漿菌不活化疫苗可誘發產生抗豬肺炎黴漿菌血清抗體與減緩感染後造成之 SEP 肺臟病變。</p> <p>Swine enzootic pneumonia (SEP) caused by <i>Mycoplasma hyopneumoniae</i> (Mhp), is one of the most common and economically important respiratory diseases of swine. Infected pigs often become complicated by secondary bacterial infections, resulting in more severe lung lesions and production losses, such as retarded growth and poor feed conversion. Vaccination has been shown experimentally to induce protective immunity against <i>M. hyopneumoniae</i>. The animal vaccine research team of ATRI has successfully improved the culture technique of Mhp, greatly shortened the culture time and increased the cell density, which could reduce the cost of vaccine production. Animal trial data indicated that the Mhp inactivated vaccine can induce the production of anti-Mhp antibodies and reduce the lung lesion caused by Mhp.</p>
授權方式 Agreement Term	20 年非專屬授權
	授權地區為臺灣製造、販賣及使用，全球銷售 Non-Exclusive License Agreement

技轉相關
圖/表

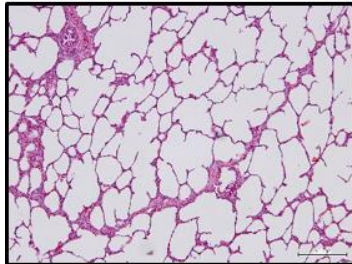
免疫組



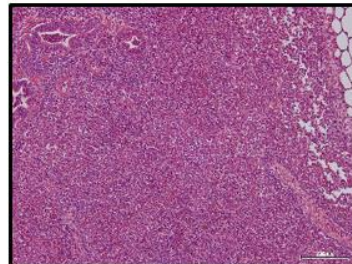
對照組



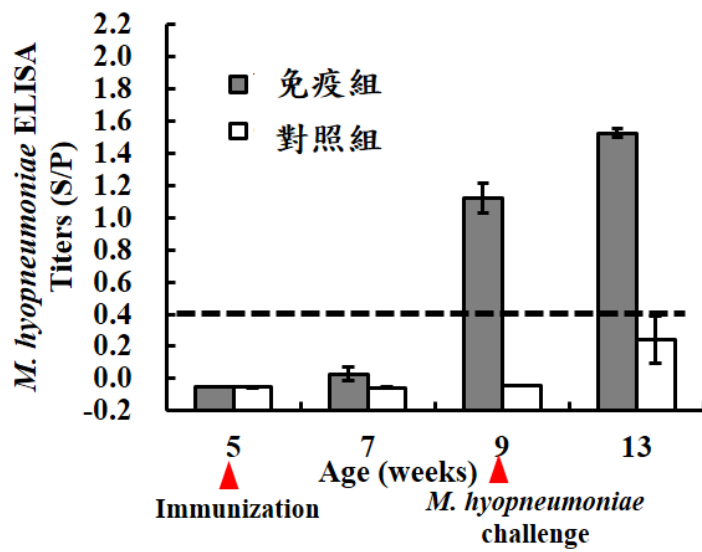
免疫組



對照組



H&E (100x)



聯絡人
Contact

Name : 歐子琳 Tzu-lin Ou
Tel : 03-5185119
Mail : 1062069@mail.atri.org.tw